

Food imports

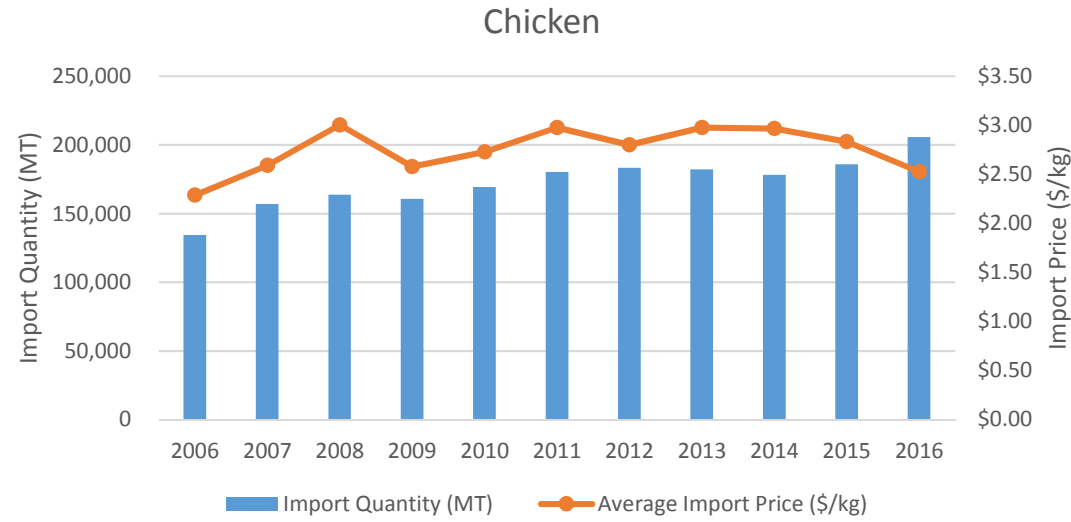
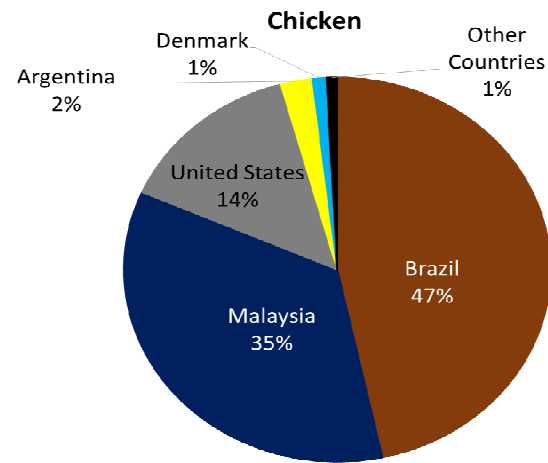
Food Imports												
Item		2006	2007	2008	2009	2010	2011	2012	2013	2014	2015	2016
Chicken	tonnes	134,342	156,913	163,729	160,715	169,163	180,177	183,343	182,123	178,133	185,736	205,739
	\$'000	307,180	406,873	491,844	414,269	461,548	536,497	513,423	541,881	528,612	525,895	520,008
Pork	tonnes	88,356	95,414	95,686	97,173	104,276	100,882	110,744	105,209	113,157	109,628	116,690
	\$'000	355,756	375,156	401,312	414,970	445,797	450,776	494,724	464,814	507,370	482,709	486,702
Seafood	tonnes	164,338	157,290	150,971	149,902	146,669	143,463	142,964	140,348	136,126	136,852	131,911
	\$'000	720,648	693,990	726,267	685,535	738,468	773,615	750,149	760,819	791,468	819,572	893,194
				\$ 4.81								
- Fish	tonnes	123,317	116,792	112,553	111,272	107,993	104,830	103,859	99,464	98,593	99,185	94,078
	\$'000	481,039	453,265	498,048	460,963	496,773	502,532	476,568	468,262	488,388	512,908	573,374
- Other seafood	tonnes	41,020	40,498	38,418	38,630	38,676	38,634	39,105	40,884	37,532	37,667	37,833
	\$'000	239,609	240,725	228,219	224,572	241,695	271,083	273,581	292,557	303,080	306,664	319,820
Vegetables	tonnes	421,887	431,585	444,467	468,160	480,882	487,505	501,412	514,574	524,390	524,259	535,390
	\$'000	336,339	369,113	392,761	413,985	471,229	481,473	509,560	560,459	576,524	602,285	614,258
- Leafy Vegetables	tonnes	72,738	72,578	74,291	77,845	78,138	77,864	81,982	80,544	81,540	80,911	80,808
	\$'000	61,900	67,515	74,379	77,900	84,996	88,271	97,280	102,372	108,272	113,767	113,367
- Other Vegetables	tonnes	349,149	359,008	370,177	390,315	402,744	409,641	419,430	434,031	442,851	443,348	454,583
	\$'000	274,439	301,598	318,382	336,085	386,233	393,202	412,280	458,087	468,252	488,519	500,891
Hen eggs	Million Pieces	930	1,014	1,126	1,165	1,200	1,210	1,237	1,248	1,283	1,370	1,448
	\$'000	82,355	99,588	125,047	124,788	132,039	145,418	130,573	145,131	165,207	152,006	142,318
Fruits	tonnes	384,782	365,226	368,243	372,075	368,594	374,091	388,364	414,774	431,796	444,915	438,630
	\$'000	401,440	415,131	441,776	449,662	483,517	512,090	536,025	593,104	667,455	701,223	704,616
Beef	tonnes	24,278	25,848	26,200	23,631	25,485	27,785	26,718	26,212	26,839	29,952	28,640
	\$'000	115,847	137,413	163,499	144,677	172,557	208,494	211,767	211,586	230,713	260,496	249,656
Duck	tonnes	12,643	14,759	15,047	13,562	14,551	13,711	13,647	13,657	13,917	13,236	13,787
	\$'000	44,023	54,682	64,562	56,722	59,800	59,265	57,876	61,969	64,082	57,027	57,675
Mutton	tonnes	9,959	10,719	11,006	11,636	10,441	10,060	10,548	12,331	13,766	14,001	14,855
	\$'000	46,241	53,151	53,896	59,307	69,825	75,646	65,209	71,189	90,416	85,034	85,853

Note:

For breakdown of seafood and vegetable, figures may not add up to the total due to rounding

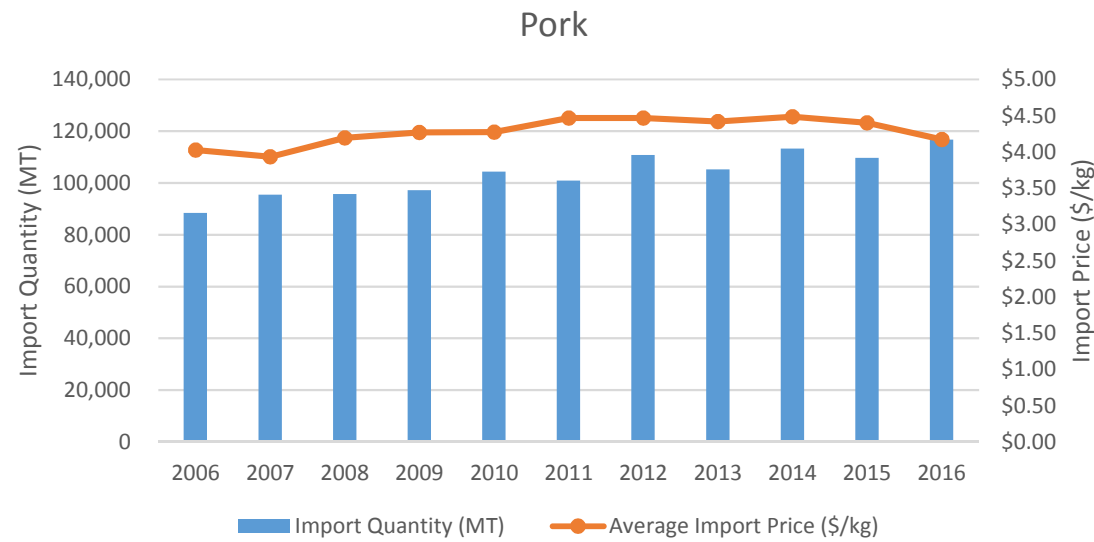
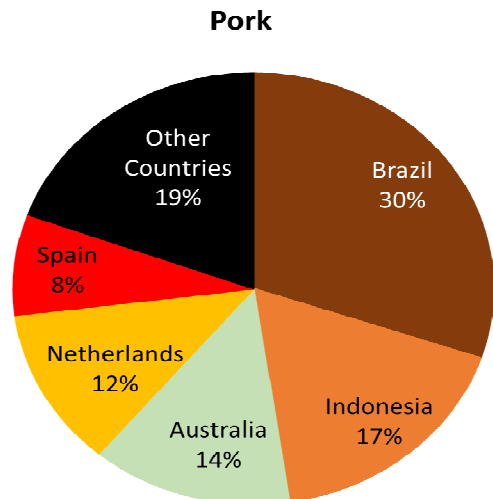
Average yearly import quantity and import price

Chicken - 66% frozen, 34% fresh



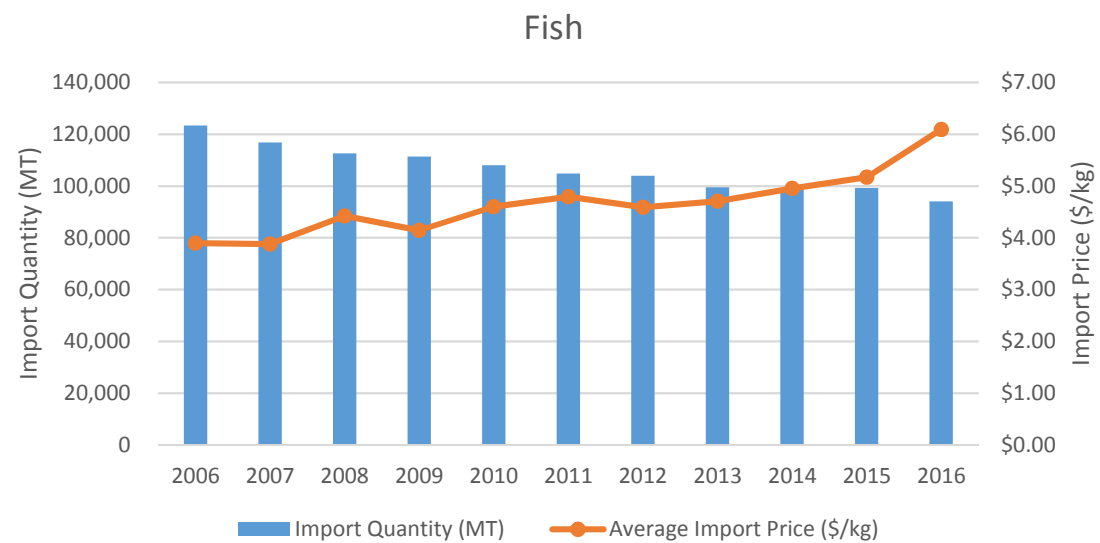
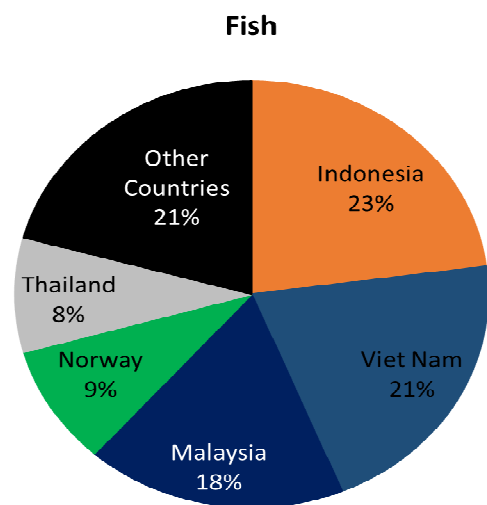
Top Import Parts/ Items
Leg
Wing
Whole
Breast
Drumstick

Pork - 74% frozen, 26% fresh



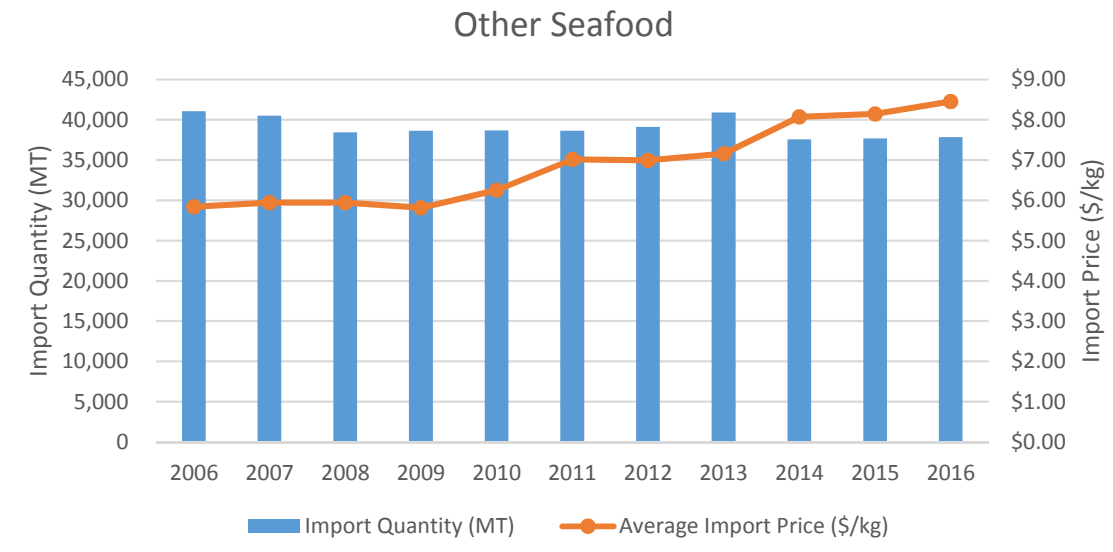
Top Import Parts/ Items
Belly
Rib
Bone
Side
Middle

Fish - 51% frozen, 49% fresh



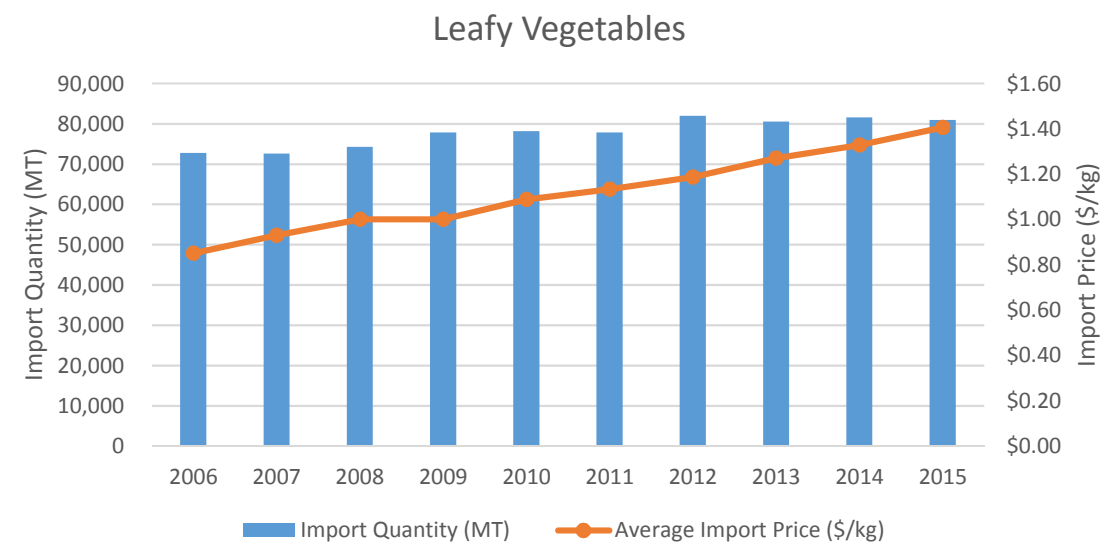
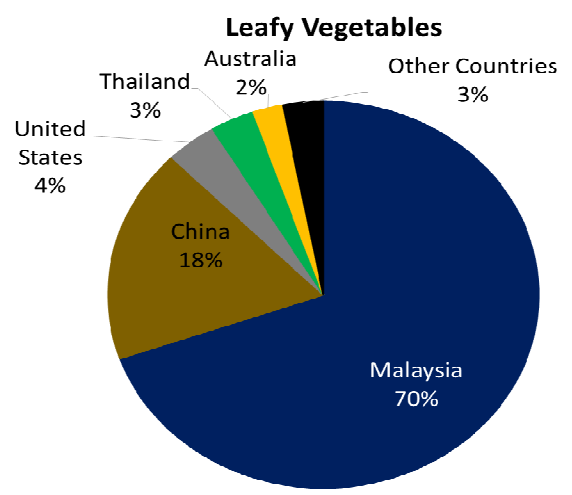
Top Import Parts/ Items
Catfish
Mackerel
Salmon
Scad
Pomfret

Other seafood



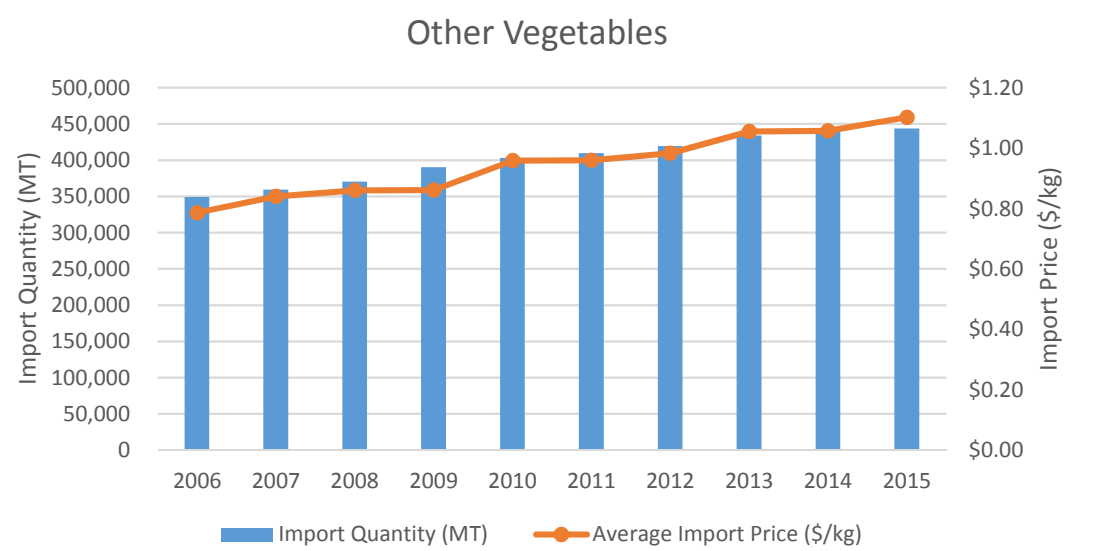
- Top Import Parts/ Items**
- Prawn/Shrimp
 - Crab
 - Squid
 - Cuttlefish
 - Clam

Leafy Vegetables



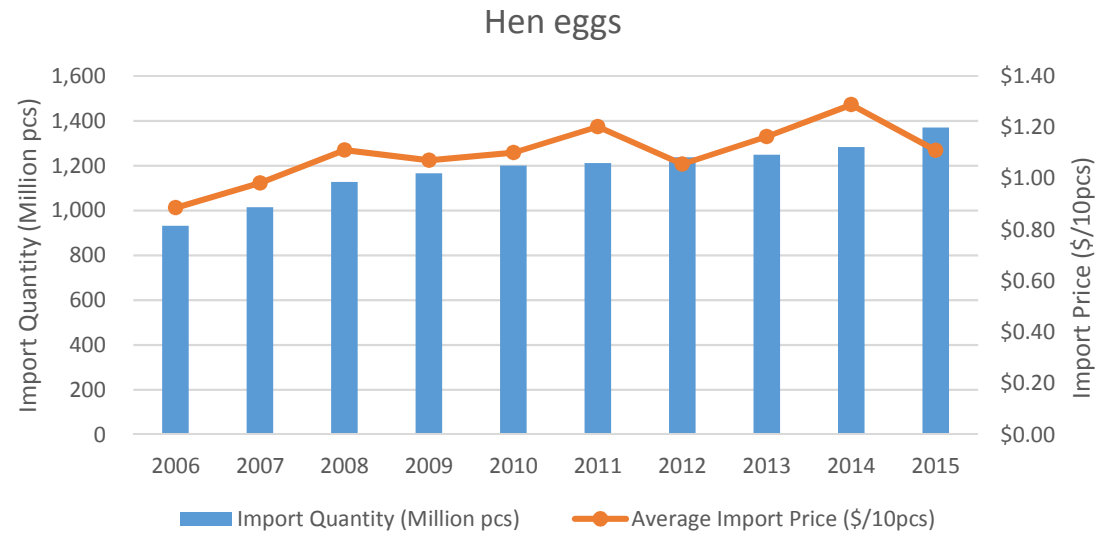
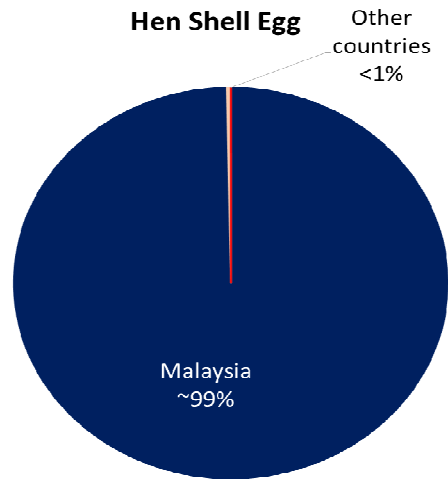
- Top Import Parts/ Items**
- Bayam
 - Xiao Bai Cai
 - Caixin
 - Lettuch head
 - Kangkong

Other Vegetables

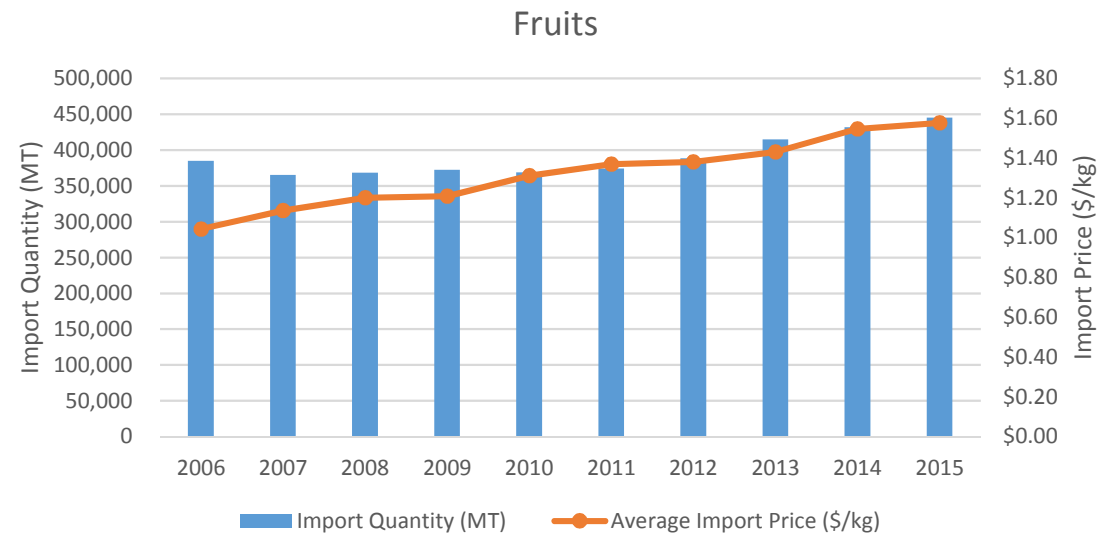
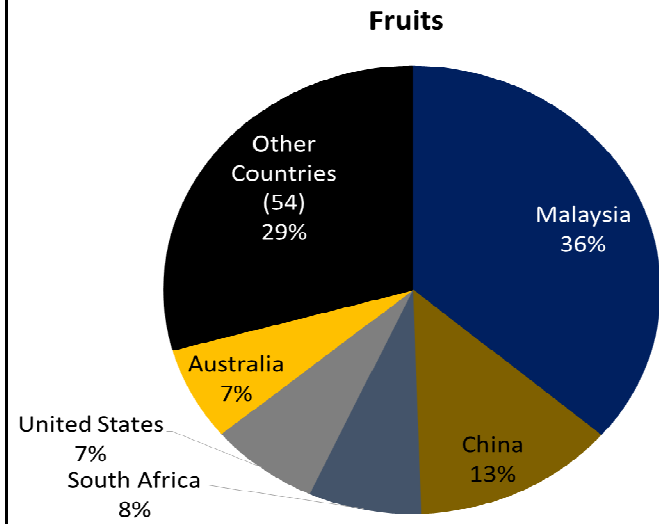


- Top Import Parts/ Items**
- Onion
 - Potato
 - Tomato
 - Cabbage/ Chinese Cabbage
 - Carrot

Hen Shell Eggs



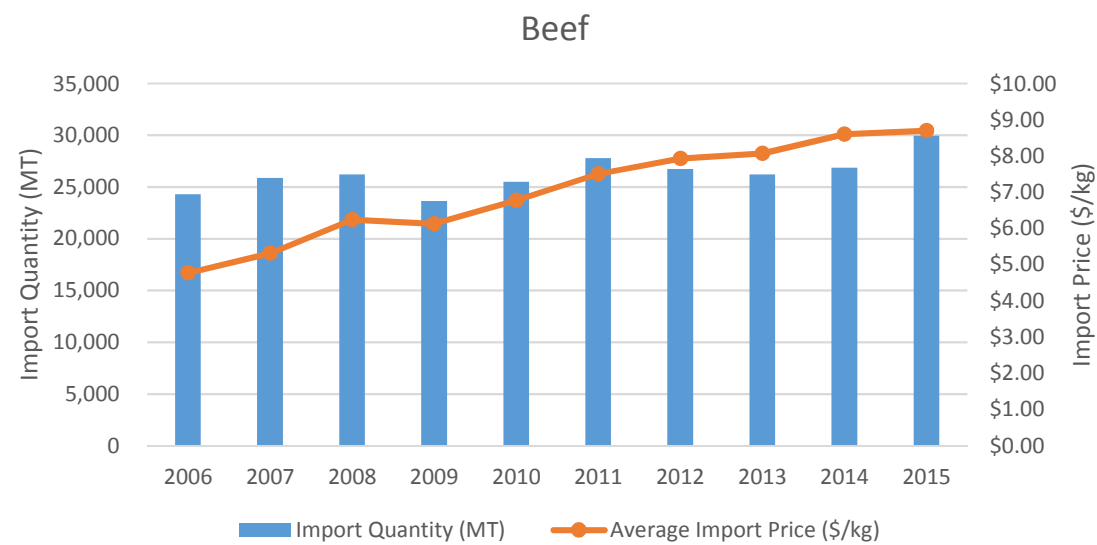
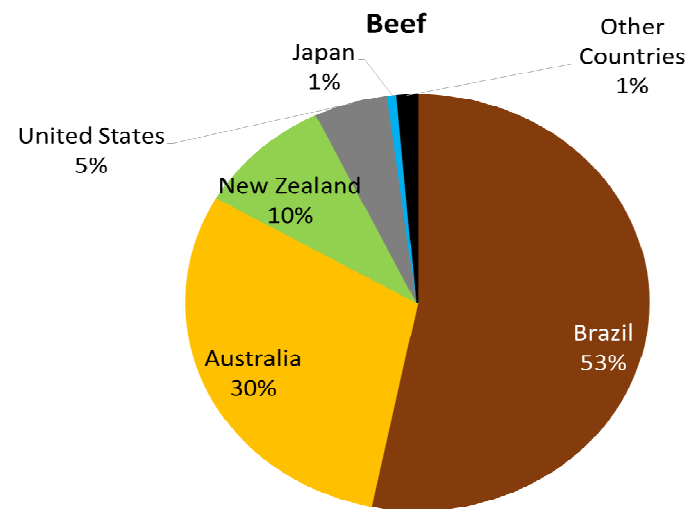
Fruits



Top Import Parts/ Items

- Banana
- Watermelon
- Papaya
- Orange
- Apple

Beef

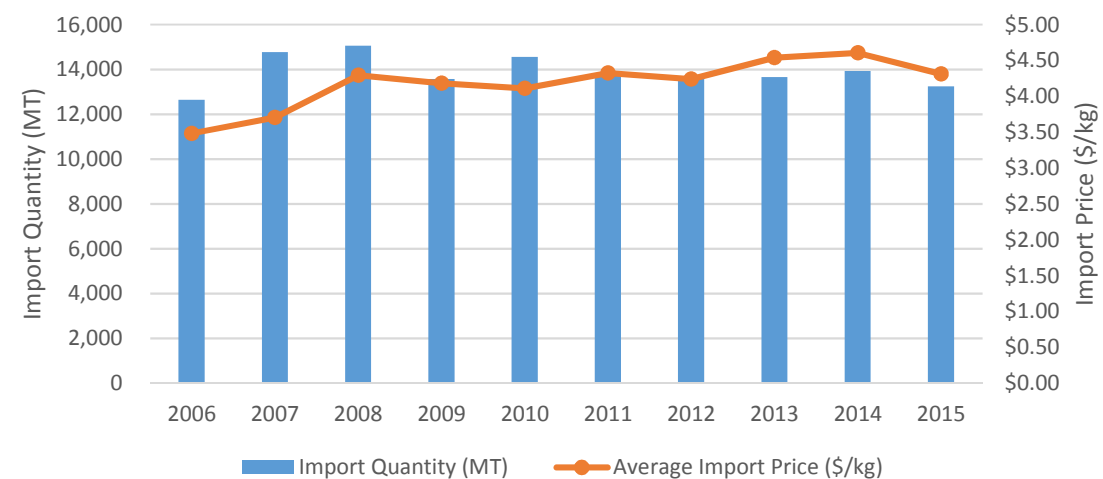
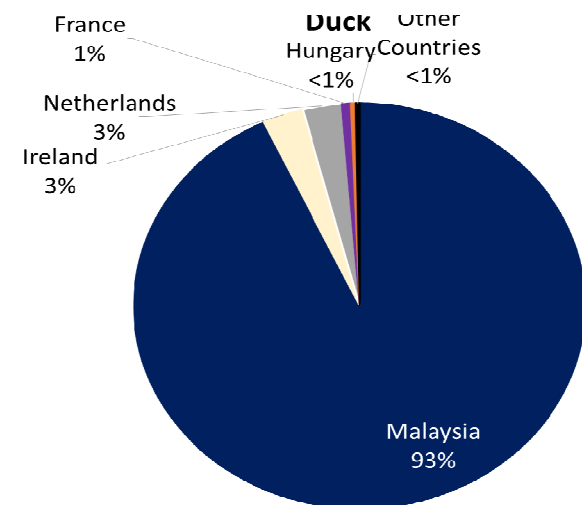


Top Import Parts/ Items

- Knuckle/ Flank
- Crop/ forequarter
- Leg/ hindquarter
- Shank/ shin
- Striploin

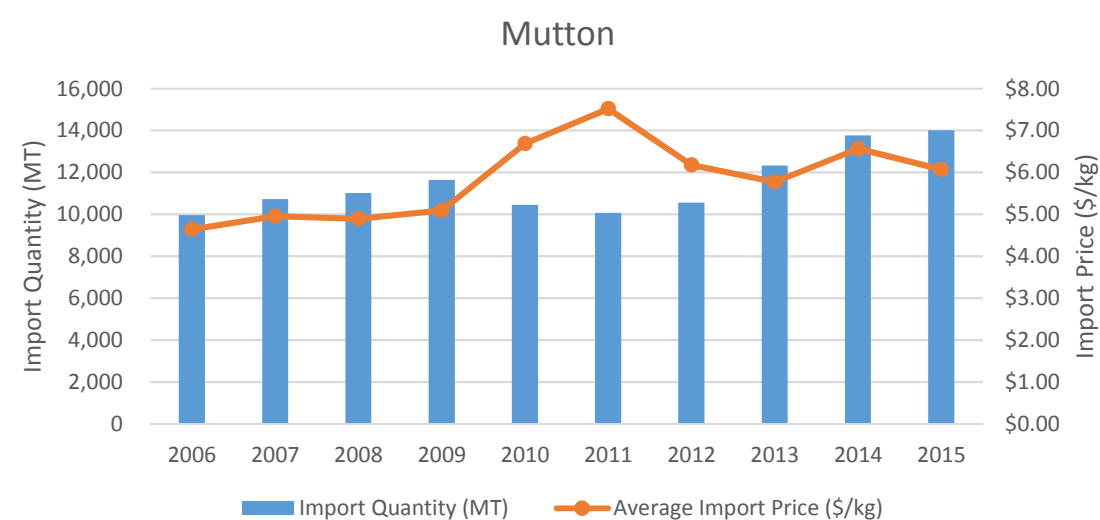
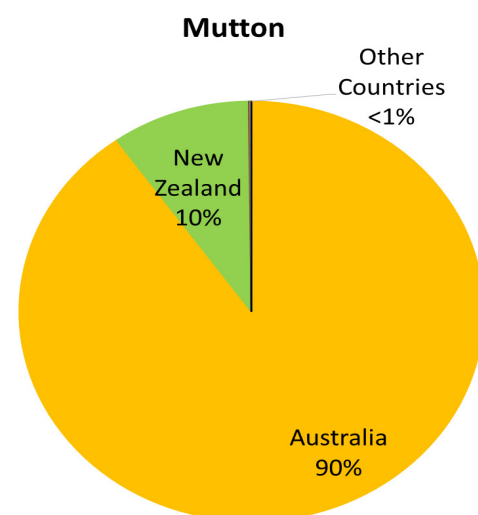
Duck

Duck



Top Import Parts/ Items	
Whole	
Wing	
Liver	
Leg	
Breast/ fillet	

Mutton



Top Import Parts/ Items	
1 Whole	
2 Leg/ hindquarter	
3 Bone	
4 Trunk	
5 Loin/ rack	

The following table is a brief description of what each food category represents.

Names	Descriptions
Seafood	fish, molluscs & crustaceans of live, chilled and frozen forms
Local landings	seafood catch from local waters
Fish	live, chilled and frozen forms
Hen eggs	hen shell eggs
Vegetables	fresh, whole (including leafy vegetables) forms
Leafy vegetables	fresh, whole forms
Fruits	fresh, whole forms
Beef	chilled and frozen forms
Chicken	fresh and frozen forms
Duck	fresh and frozen forms
Mutton	chilled and frozen forms
Pork	fresh, chilled and frozen forms